

Practices Following Death

A brief guide provided by
Zubeir Hassam

Crescent Funerals

- Coordinates & facilitates funerals out of hours
- Authorized (delegated authority under a legal agreement) to carry out burials seven days a week
- Works in partnership with other agencies such as Leicester City Council, NHS, Coroners, Police etc.

Death is a reality

- Many things in life aren't definite but one thing that is certain is that we will all die....

Allah says:

كُلُّ نَفْسٍ ذَائِقَةُ الْمَوْتِ

Kullu nafsin thaa-iqatul mawt

“And every soul shall taste death” 29:57

Importance of this knowledge

- The knowledge of knowing how to wash and bury the deceased is *Fard al-kafayah* that is an obligatory duty enjoined upon all Muslims in the community. However if it is performed by some, the other members are cleared of the obligation.

At the time of passing away

- *Al Muhtadar* – This is a person on whom the signs of death are evident. Some of which are:
 - The dying persons knees becoming weak
 - The breath quickening
 - The temples subsiding
 - The nose bending

What to do

- It is *sunnah* to try to encourage the *Muhtadar* to face the *Qibla* if possible
- Ensure the bed linen is clean.
- To scent the room with *Taahir* fragrance (loban, itr e.t.c)
- It is recommended for the family to recite *Surah Yasin* 36 and *Surah al Rad* 13
- At this stage anyone in the state of impurity should leave the room

Talqeen

- It is sunnah for the person passing away to be reminded of the two shahadas-

أشهد ان لا إله الا الله وأشهد ان محمدا عبده ورسوله

Ash-hadu al-laa ilaaha illaahu wa ash-hadu anna Muhammadan ‘abduhu warasuluh

“I testify that there is none worthy of worship except Allah, and I testify that Muhammad (peace be upon him) is His servant and His messenger”

When the soul has departed:

- Close the eyes
- Tie a strip of material around the face to ensure mouth remains closed
- Remove any jewellery
- Remove any dentures
- Straighten body
- Tie the feet at the ankles
- Cover deceased with a clean cloth

When the soul has departed:

- The person doing this should recite the following duaa':

بِسْمِ اللَّهِ وَبِاللَّهِ وَعَلَىٰ مِلَّةِ رَسُولِ اللَّهِ

Bismillaahi wabillaahi wa 'alaa millati Rasoolillaahi

"In the name of Allah and on the creed , religion and faith of the Messenger of Allah" (peace and blessings be upon him)

اللَّهُمَّ يَسِّرْ عَلَيْهِ أَمْرَهُ وَسَهِّلْ عَلَيْهِ مَا بَعْدَهُ
وَأَسْعِدْهُ بِلِقَائِكَ وَاجْعَلْ مِمَّا خَرَجَ إِلَيْهِ خَيْرًا مِّمَّا
خَرَجَ عَنْهُ

Allaahumma yassir 'alayhi amruhu wa sahhil 'alalyhi maa ba'duhu wa as'idhu biliqaa-ika waj'al mimmaa kharaja 'anhu

"O Allah! Ease upon him, his matters and make light work for him whatever comes hereafter and honour him with your meeting and make that which he has gone to, better than that which he came out from"

When the soul has departed

- All the individuals of the deceased's family may recite:

اَللّٰهُمَّ اغْفِرْ لِيْ وَلَهُ وَاعْقِبْنِيْ مِنْهُ عُقْبًا حَسَنًا

Allaahummaghfirlee walahu wa 'aqibnee minhu 'uqban hasanan

"Oh Allah! Forgive me and him and grant me a good reward"

- Those who are grieved by the demise may recite:

اِنَّا لِلّٰهِ وَاِنَّا اِلَيْهِ رَاٰجِعُوْنَ

Innaa lillaahi wa innaa ilayhi raaji'oon

"To Allah we belong and to Him we return"

When the soul has departed

- Those who are grieved by the demise may recite:

اَللّٰهُمَّ اَجِرْنِيْ فِيْ مُصِيْبَتِيْ وَ اَخْلُفْ لِيْ خَيْرًا مِّنْهَا

Allaahumma ajirnee fee museebatee wakhluf lee khayram minhaa

“Oh Allah! Reward Me in my Affliction and requite me with something better than this”

Notifying Others

- Contact the family doctor
- Inform those that deal with funerals such as members from the local Masjid or community centre generally referred to as the *Funeral Arrangers*
- Inform the local Imam of the gusl, funeral prayer and burial
- Inform relatives and friends

Infection Control

- The risk of infection from a deceased patient to those carrying out ghusl, is no greater than prior to the death of the patient
- Risk of infection from the deceased can occur by...
 - Putting hands/fingers contaminated with body fluids into your mouth, eyes or nose
 - Splashes of body fluids getting into your eye, mouth or breaks in the skin
 - If skin is penetrated from a contaminated needle or sharp object

Infection Control

- Body substance include...
 - Blood
 - Saliva
 - Feces
 - Urine
- Always ensure
 - Cover cuts or abrasions with a waterproof plaster/dressing
 - change if it becomes wet / dislodged

Infection Control

- Gloves should always be worn:
 - For contact with body substances or when handling items contaminated with body substances
 - Contact with the deceased personal areas
- Wash your hands:
 - After personal contact with the deceased's body
 - After contact with items contaminated with body fluids
 - Before touching your mouth eyes or nose
 - Before eating/preparing food
 - Before doing any other activity

Infection Control

- Remove any medical devices and cover with a small dressing or plaster. Wash hands after handling
- Any soiled waste items or medical devices without needles should be double bagged and disposed of through the normal household waste method
- Any needles removed from the deceased must be placed in a sealed jar/sharps bin, take care not to touch the sharp ends
- If a needle stick injury is sustained advice must be sought from your GP/A & E Department.

Ghusl (bathing): Checklist

1. The shroud- 5 pieces for the woman and 3 for the man
2. 3 thin strips for tying the shroud
3. 2 pieces of thick dark material for cloaking the body when washing
4. 2 large towels for drying the body
5. 2 pairs of strong rubber gloves
6. A box of disposable surgical gloves
7. Cotton wool, soap and shampoo
8. 2 pairs of scissors and surgical tape
9. Camphor and a non alcoholic type of perfume
10. Bin bags for disposing of rubbish
11. Jug and large bucket

In preparation of Ghusl (bathing):

All those that will perform the ghusl should:

- Make their intention and mention the name of the deceased
- Make a sincere resolve to keep hidden anything unpleasant seen during the washing.
- Should handle the body gently
- Not be in state of major impurity
- Be in a state of wudhu
- Perfume the 2 tables with Frankincense or incense, 3, 5 or 7 times



Washing the Body...

- The following duaas should be recited whilst the body is being washed:

اللَّهُمَّ اغْفِرْ لَهُ

Allaahummagh firlahu

“O Allah forgive him”

Washing the Body...

- Cover body with dark material from the navel to the knees
- Cut away any clothes and discard.
- Remove any dentures, tubes or drips (if removing causes bleeding cover with cotton wool and tape)
- Then raise the head and shoulders while the stomach is pressed to expel any waste
- Now tilt the body to its left side, wipe with cotton wool and wash

Washing the Body...

- Then wudhu should be made:
 - Wash the hands three times
 - Wash the face three times
 - Wash the arms to the elbows three times starting with the right arm
 - Masah of the head
 - Wash the feet up to the ankles three times starting with the right foot.
 - In the case of major impurity wipe the nose and mouth 3 times with wet cotton wool (then place thick pads over the openings to prevent water from entering)

Washing the Body...

- Wash the hair. It is advisable to wash the neck at this time to avoid moving the body too much
- Soap the front of the body and wash it
- Tilt the body to its left, soap and wash the right side of the back, then tilt to the right and wash the left
- If there are any cotton pads with tape remove them and wash the area then re-dress with fresh pads
- The whole body should then be rinsed an odd number of times. 3, 5 or 7. The last wash should have dissolved camphor

Washing the Body...

- The body should then be dried using 2 towels.
- Once the front side of the body has been dried tilt the body to the left side and tuck the towel in as far under as possible. The body is then tilted to the right side and the towel drawn through. This towel is removed once the body has been placed in the shroud

Washing the Body...

- Those present should now help lift the body on to the table with the ready, laid shroud.
- Ensure one person is holding the head and another the feet.
- The body is now ready for shrouding

The Kafn (shroud)

- It is important that the shroud is bought from the wealth of the deceased
- It should be clean and large enough to shroud the entire body
- Preferably white in colour
- The shroud should be scented with non alcoholic perfume

The Kafn (shroud)

The Male shroud

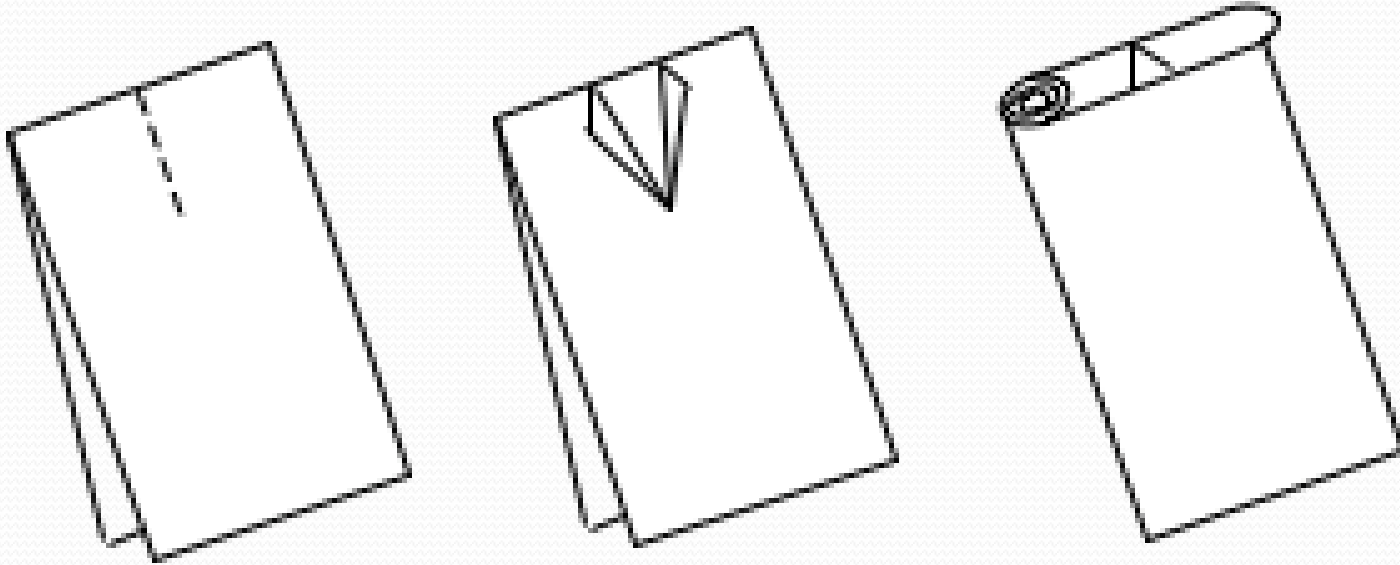
Material 60" wide (5ft)	Length	Width
Lifafah - Outer sheet	8ft	5ft
Izar - Loin cloth	7ft	5ft
Qamis/Kurta - Shirt	5ft	4/5ft
3 strips of material from the shroud for keeping shroud in place		

The Kafn (shroud)

Woman's shroud

Material 60" wide (5ft)	Length	Width
Lifafah - Outer sheet	8ft	5ft
Sina'band - Chest wrap	7ft	5ft
Izar - Loin cloth	7ft	5ft
Qamis/Kurta - Shirt	5ft	4/5ft
Orhni - Scarf	4ft	2ft
3 strips of material from the shroud for keeping shroud in place		

How to cut and fold the Qamis

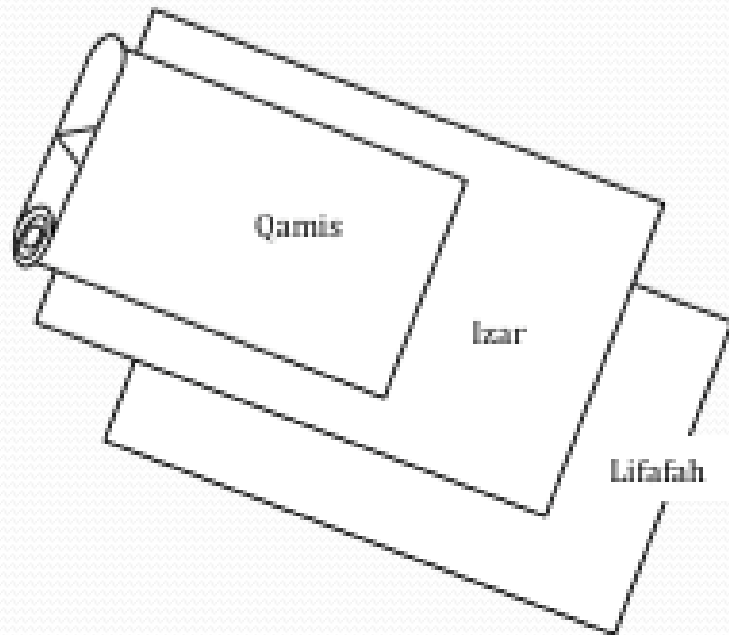


Layering the Kafn

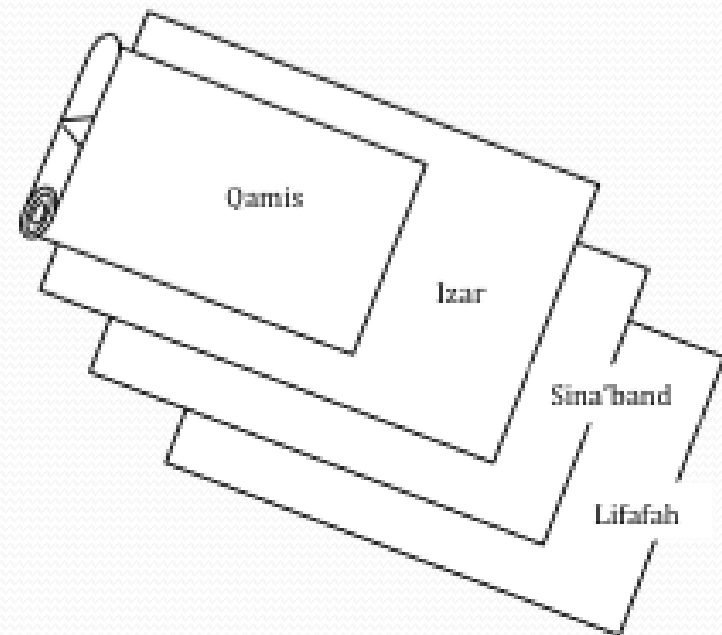
- First place the lifafah (outer sheet)
- Then the sina band (chest wrap)
- Then the izar (trouser)
- Finally the qamis (shirt)
- Leave the scarf to the side
- There are several ways of layering the kafn and differences will be prevalent

Layering the Kafn

Order of Male Kafn



**Order of Female Kafn
(Orhni not shown)**



Shrouding


- Place the body on to the ready laid shroud
- Roll the front of the *Qamis* over the head and body to cover until the calves.
- Remove the sheet that was covering the body
- Rub camphor over the *sajdah* (prostration) parts - the forehead, nose, palms, knees and forefeet
- Fold the *Izar* (loin cloth) over from left to right
- Fold the *Lifafah*, again in the same manner
- Finally fasten the ends of the *Lifafah* at the head , the middle and below the feet.

Prohibitions in the Kafn

- To place Quranic verses or duaas in the shroud
- To place religious artefacts in the shroud
- To write Kalimah etc on the shroud or on any part of the deceased

What to do after the shrouding

- The Janazah (burial) should be arranged without delay
- The Prophet (peace be upon him) said:
“If a person passes away, hasten him to his grave and do not keep him away.”
- If the body is to be taken to the house only Mahram should be allowed to see the body
- The Quran may be recited next to the deceased.
- Those who have participated in washing the body should perform *ghusl* if possible



Q & A



How to Arrange a Muslim Funeral


Following Death

- If the death is not referred to the Coroner you will need to obtain a ***Medical Certificate of Cause of Death (MCCD)*** which shows the cause of death
- This is issued by a doctor (normally the one who treated the deceased)
- The MCCD will be in a special sealed envelope addressed to the Registrar for Births and Deaths.
- A *Formal Notice* will also be given by the Doctor. This states that the Doctor has signed the MCCD

Notification by the Coroner

- Notifications by the Coroner
 - form “**P101**” (Coroners Order for Burial) is issued by the Coroner following a post mortem
 - form “**P100 B**” sent directly to the Registrars following a post mortem where death was by natural causes is established

Coroners Order for Burial (Form 101)

PART A	CORONERS ORDER FOR BURIAL	PART C
	Form prescribed by the Coroners Rules 1984	NOTIFICATION OF BURIAL
Name of Deceased :-	I hereby authorise the burial of the body of	1. Order Issued by the Coroner for Leicester (City and South)
	Aged 65 Years	2. The burial must be notified on this form to the Registrar of Births and Deaths at
Order Issued on :- 10th February 2009	late of	Town Hall Bowling Green Street Leicester
	who died at	This is to notify that the body of Asif Ali SHAH
To :- Muslim Burial Council Leicestershire 394 East Park Road Leicester	on 07 February 2009	deceased, who died on 07 February 2009
	Dated this 10 February 2009	at 3 Amyson Road, Leicester
	 H.M. Coroner for Leicester (City and South)	was buried on at Signature..... on behalf of Date
<p>Any intention to remove the body out of England and Wales must be notified to the Coroner in advance of removal. A form for giving notice may be obtained from the Coroner or the Registrar. This certificate will authorise the burial in a burial ground of the remains of a still-born child. This certificate is of no use for cremation. The Coroner is requested to fill in spaces 1 and 2 of Part C of this form (see notes on cover). Unless this document is delivered intact to the person mentioned overleaf, the burial may be delayed.</p>		
00419 - 2009	FORM 101	00419 - 2009 FORM 101 00419 - 2009

Non Viable Foetus and Stillbirth

- Non-viable foetus - a child born prior to the 24th week of pregnancy
- Stillborn - a child born after the 24th week of pregnancy
- For non-viable foetus a three-part form will be issued by the hospital.
 - Registration will not be necessary & burial can take place immediately.
- For stillborn a “*Certificate of Still Birth*” will be issued by the attending Doctor or Midwife
 - Registration for stillborn will be required prior to burial

How to Register a Death

- Register the death with the Registrar for Births and Deaths to obtain a “*Certificate for Burial*”, or “*Green Form*”. This can be done by...
 - Booking an appointment with the **Registrar** (in the jurisdiction where the death occurred)
 - For Leicester call LCC on **0116 454 1000**
 - For County call **0116 305 6509** (County Hall)
- Take with you the deceased's MCCD together with a passport, benefit documents, medical card etc
- For out of hours access please email Nominated-officer@leicester.gov.uk

Certificate for Burial or Cremation

Unless this document is delivered intact to the person mentioned overleaf, the burial or cremation may be delayed.

PART B

DIS 32 685272

Births and Deaths Registration Act 1953, s. 24(1)


CERTIFICATE FOR BURIAL OR CREMATION
(Issued *after* registration)

I, the undersigned registrar, do hereby certify that the death of

aged [REDACTED] who died on 18th February 2009

at Leicestershire Hospice, Groby Road, Leicester

has been registered by me at Entry No. 101 Date 18th February 2009

Signature  (Registrar of Births and Deaths)

Registration District Leicester Sub-district Leicester

CERTIFICATE FOR BURIAL OR CREMATION
(Issued *before* registration)

I, the undersigned registrar, do hereby certify that the death of

aged who died on

at

has been notified to me. Date

Signature (Registrar of Births and Deaths)

Registration District Sub-district

IMPORTANT. If the death has not been registered it must be registered within 14 days of the date on which it happened by a relative of the deceased or by one of the other people required by law to give information.
If the burial or cremation is to take place outside England or Wales the Coroner must be notified before the body is moved. The registrar who issued this certificate can provide a form on which to notify the Coroner.

PART C

NOTIFICATION OF BURIAL OR CREMATION (see back)

DIS 32 685272

Births and Deaths Registration Act 1926, s. 3(1) (Form prescribed by the Registration of Births and Deaths Regulations 1987)

This is to notify that the body of

deceased, who died on at

was buried*/cremated* on at

Signature on behalf of

Date

*Strike out whichever does not apply

Booking an Out of Hours Burial

- Once the death has been registered we will make the cemetery arrangements with the [Leicester City Council Cemeteries Department](#), or with
- Crescent Funerals, their out of hour's service provider, who will request Saffron Hill Cemetery staff to prepare the grave and facilities for burial.
- You can contact Crescent Funerals on 07999 776593 or 07833 533490. You can also visit their [website](#) (www.crescent-funerals.com) for more information.

Be Aware!

- The funeral **MUST** take place at the appointed time. Delays may result in this service being withdrawn.
- Funeral times must be agreed with the Cemeteries Department and or Crescent Funerals before announcements are made
- During the winter months funeral's should be completed 30 minutes before sunset and during the peak summer months by 6.30pm
- Settle up – Always settle service charges and bills promptly as defaulting may lead to refusal of service or a payment in advance system for future service users
- Infection Control - Always take adequate safety measures



Q & A



Thank You

Contact OWMA funeral Team

Ashraf - 07467950365

Salim – 07720461110

Zubeir – 07879610649

Happy to Assist !