

بِسْمِ اللَّهِ الرَّحْمَنِ الرَّحِيمِ

ISLAMIC EDUCATIONAL ORGANISATION OF SOUTHERN AFRICA



Hajee A.M.Lockhat Wakuff
Oldest Waqf in South Africa
- Established in 1933

Qari Ahmed Yusuff Lockhat

Student of Shaykh Abdul Basit Abdus Samad

Ijaazah



بسم الله الرحمن الرحيم

إجازة

القاهرة في ٣ ذي الحجة ١٤٢٧ هـ
الموافق ١٤ نوفمبر ١٩٧٧ ميلادية

الحمد لله الذي أنزل على عبده الكتاب ولم يجعل له عوجاً قيماً لينذر بأساً شديداً من
لذنه و يبشر المؤمنين الذين يعملون الصالحات أن لهم أجراً حسناً ما كتبت فيه أبداً .
والصلاة والسلام على من اصطفاه مولاه بأن جعله سيد الأنبياء وخاتم المرسلين و
خصه بالمعجزات الباهرات و خصه بأكبر معجزة ألا و هي معجزة القرآن الكريم
فصلاة الله و سلامه على سيدنا محمد و على آله و صحابته و التابعين و تابعيهم
إلى أن يرث الله الأرض و من عليها و بعد...
فقد تشرفت بقدم ابننا المبارك الشيخ أحمد بن يوسف بن لو كهات الذي قدم من درين
بجمهورية جنوب أفريقيا والذي جاء ليتعلم العربية الفصحى و يحفظ القرآن الكريم برواية
حفص عن عاصم و قد لمست فيه التقى و الصلاح والعمل بكتاب الله عز وجل متأسياً في كل
أقواله و أفعاله بسيدنا محمد صلى الله عليه وسلم و قد قرأ على القرآن كله مجوداً و قد
وجهته إلى علم التلويح النغمي فكان لبقاً في فهمه لكل التوجيهات و قد ذهبت به إلى مجالس
الكثير من علماء التجويد واستمعوا إليه و استحسنا تلاوته و لما كان يتمتع بكل هذه المواهب
فقد أعطيته هذه الإجازة ليكون من خيرة من يعلمون القرآن الكريم منقماً لأنسه تعلم أحول
التجويد مع التلويح النغمي أي أنه يستطيع أن يقرأ الآية القرآنية بالأسلوب النغمي الذي يتمشى
مع المعنى القرآني مع عدم الخروج على أحكام التجويد و صدق المصطفى صلى الله عليه و
سلم خيركم من تعلم القرآن و علمه وقد أوصيته بطاعة الله سبحانه و تعالى و أن يتقى الله
سبحانه في كل أية من القرآن الكريم و أن يكون أميناً على كتاب الله حتى يكون مثلاً يقتدي به.
ولفقتنا الله جميعاً لخدمة القرآن الكريم و العمل به و صلى الله على سيدنا محمد وعلى آله
وصحبه وسلم .

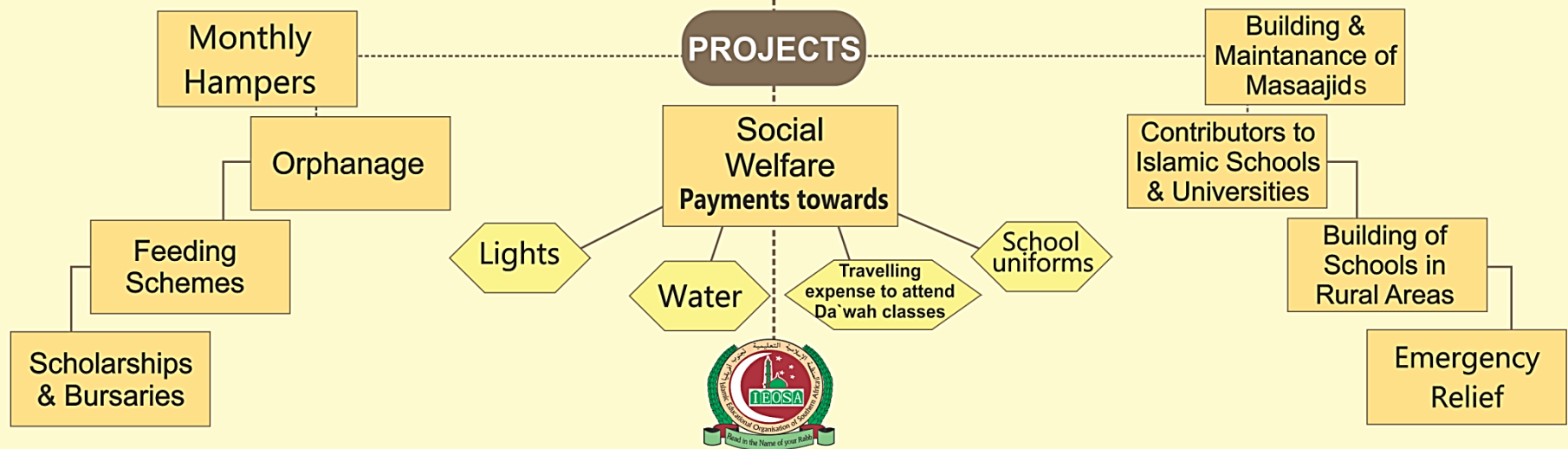
وهذه إجازة منا بذلك ، والله ولي التوفيق...

الفقير إلى ربه الراجي عفوه ورضاه
أحمد الشحات أحمد جوده
المشهور/ أحمد الرزيقي


تم درخه
حمه الرزيقي



HAJEE A.M.LOCKHAT WAKUFF



Islamic Educational Organisation of Southern Africa



Links with Al-Azhar Ash Shareef, Egypt, Cairo



The Grand Shaykhul Azhar has directed Qari A.Y.Lockhat to assist in the necessities of the mission of the Al-Azhar Religious and Academic activities in South Africa



Al-Azhar Shuyook implementing the IEOSA-Arabic Syllabus



Crescent Girls' High School

Astro turf



**Outstanding
awards**



**CRESCENT
HALL**

Hall



Specialist rooms






IEOSA's MADRASAH / MAKTAB SYSTEM



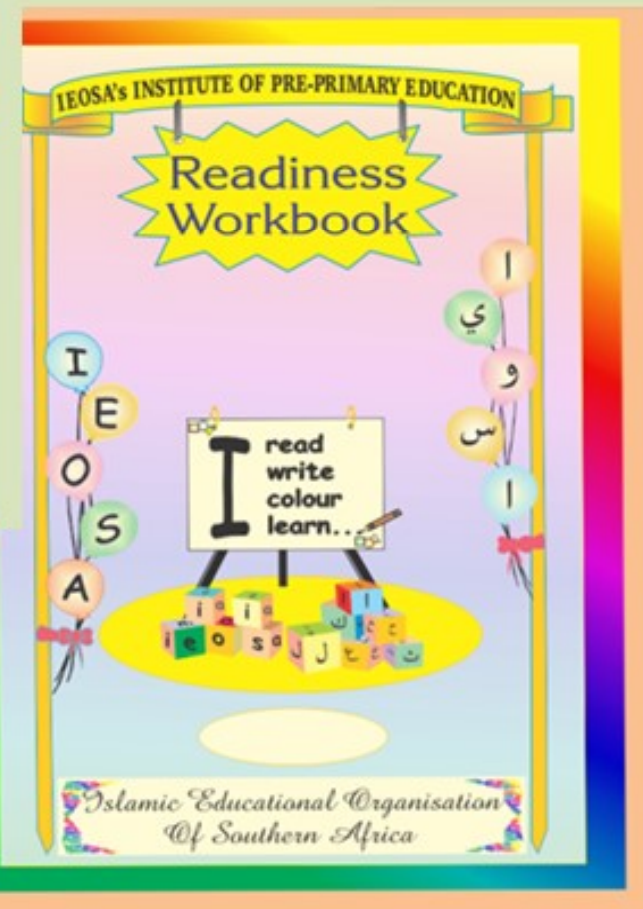
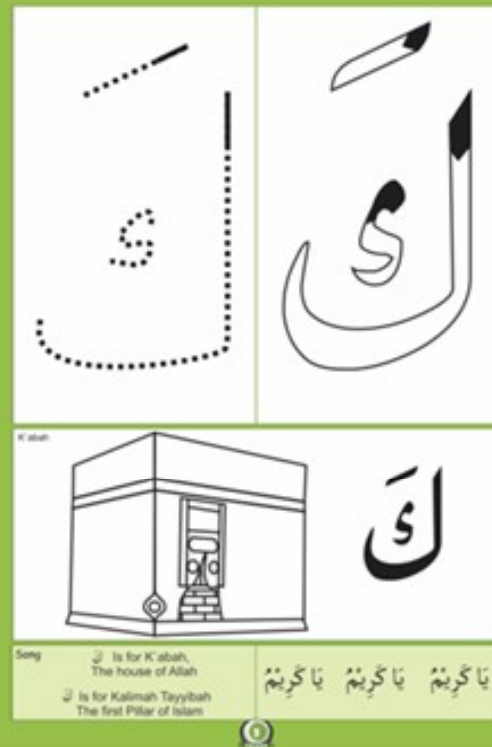

PUBLICATIONS

International Recognition



Ministry of Awqaaf printed the
Ta'limul Qiraa'ah at their expense

KINDERGARTEN PRE-MADRASAH



تعليم القراءة والكتابة

TA'LİMUL QIRĀ'AH WAL-KITĀBAH

الجزء الأول
Part One



	أَذَانٌ Azaan	آ
آ	آ	1
آ	آ	آ
	كَعْبَةٌ Ka' bah	كَ
كَ	كَ	ك
كَ	كَ	ك
كَ	كَ	ك
كَ	كَ	ك
كَ	كَ	ك
كَ	كَ	ك



تعليم القراءة والكتابة TA'LİMUL QIRĀ'AH WAL-KITĀBAH

الجزء الثاني
Part Two



ISLAMIC EDUCATIONAL ORGANISATION OF SOUTHERN AFRICA

QAA`IDAH & QUR'AAN TEACHERS MANUAL

EASY METHODS in teaching
QAA`IDAH & QUR'AAN RECITATION
including ILMUT TAJWEED
using the
TA'LİMUL QIRĀ'AH WAL-KITĀBAH series



Hifz

حفظ



Islamic Educational Organisation
of Southern Africa

SURAH

SURATUL FAATIHAH - سُورَةُ الْفَاتِحَةِ - 'The Opening'

بِسْمِ اللَّهِ الرَّحْمَنِ الرَّحِيمِ

الْحَمْدُ لِلَّهِ رَبِّ الْعَالَمِينَ

الرَّحْمَنِ الرَّحِيمِ

إِيَّاكَ نَعْبُدُ وَإِيَّاكَ نَسْتَعِينُ

اهْدِنَا الصِّرَاطَ الْمُسْتَقِيمَ

صِرَاطَ الَّذِينَ أَنْعَمْتَ عَلَيْهِمْ

غَيْرِ الْمَغْضُوبِ عَلَيْهِمْ وَلَا الضَّالِّينَ

1. All Praise be to Allah, The Rabb of the Worlds.
2. The Beneficent, The Merciful.
3. Master of the Day of Judgement.
4. You alone we worship and You alone we ask for help.
5. Guide us to the straight path.
6. The path of those whom You have favoured.
7. Not of those who have earned Your anger nor of those who are astray.



Urdu اردو



Islamic Educational Organisation
of Southern Africa

وضو دُور دُور دُور دُور



ہمیشہ وضو سے رہو۔

گناہ سے دُور رہو۔



رب کو نہ بھُولو۔



ہر وقت دُرو پڑھو۔



نیک مسلمان بنو۔



مثال: ہمیشہ = always

معنی لکھو

بھُولو
گناہ

دُور
وضو

My child knows the
above vocab. خدا کا فضل ہے۔

Sign :
Date :



Learn Arabic

تعلموا العربية



Islamic Educational Organisation
of Southern Africa

LESSON : 6

الدُّرُسُ : ٦

THE TOYS -



مَا هَذِهِ؟

What is this? [Female]

مَا هَذَا؟

What is this? [Male]

مَا هَذِهِ؟



هَذِهِ كُرَّةٌ

مَا هَذَا؟



هَذَا قِطَارٌ

مَا هَذَا؟



هَذَا مُسَدَّسٌ

مَا هَذِهِ؟



هَذِهِ سَيَّارَةٌ

مَا هَذِهِ؟



هَذِهِ دَوَّامَةٌ

مَا هَذِهِ؟



هَذِهِ حَافِلَةٌ



Islamic History

التاريخ الاسلامي



Islamic Educational Organisation
of Southern Africa

PROPHET MUHAMMAD'S ﷺ BIRTH

Remember... the following words!

Prophet Muhammad ﷺ	born	Makkah
12 th Rabi ul Awwal	last Messenger	Arabia


Read and Understand

Muslims all over the world read Salaah, read the Noble Qur'aan, keep Fast, give Zakaah, go for Hajj, do good deeds and keep away from bad behaviour.

These good habits were taught to us by **Prophet Muhammad ﷺ** who is **Allah's ﷻ** last Messenger.

Prophet Muhammad ﷺ was born on the 12th of Rabi ul Awwal 53 B.H. in Makkah, which is in Arabia.

Revise the lesson

and answer the questions 

1. Who is **Allah's ﷻ** last and final Messenger?
2. Where was the last and final Messenger born?
3. When was the last and final Messenger born?

Syllabus Gr 1-7

ISLAMIC HISTORY SYLLABUS



GRADE 3

Seerah of Prophet Muhammad ﷺ from birth to early muslims and the following topics:

1. The boycott
2. Year of grief
3. Mi'raaj
4. Hijrah
5. The muslims in Madinah

GRADE 5

Summary of seerah of Prophet Muhammad ﷺ from birth upto Tabuk Expedition and advanced Lessons on:

1. The Battles
2. First Hajj
3. Farewell Hajj
4. Last Sermon
5. Illness and passing away of Prophet Muhammad ﷺ

GRADE 7

1. Summary of Seerah of Prophet Muhammad ﷺ
2. Qualities of Prophet Muhammad ﷺ
3. Miracles/Mu'jizaat of the prophets
4. Hadrat 'Uthmaan
5. Hadrat 'Ali
6. Prophet Yusuf
7. Prophet Daawud
8. Prophet Musaa
9. Prophet 'Isaa

GRADE 1 & GRADE 2

1. Introduction to Seerah of Prophet Muhammad ﷺ
2. Birth of Prophet Muhammad ﷺ
3. Childhood
4. Adulthood-Black Stone
5. Adulthood-marriage
6. The coming of angel Jibreel
7. First Believers
8. Jabalus Safaa
9. Cruelty of disbelievers
10. Treatment of Hadrat Bilaal
11. Migration to Abyssinia

GRADE 4

Summary of seerah of Prophet Muhammad ﷺ from Birth upto Hijrah and Muslims in Madinah as well as simplified lessons on:

1. The battles
2. Treaty of Hudaibiyyah
3. Letters of invitation
4. The expedition of Khaybar
5. The Battle of Mu'tah
6. Conquest of Makkah
7. The expedition of Tabuk

GRADE 6

1. Summary of Seerah of Prophet Muhammad ﷺ
2. Qualities of Prophet Muhammad ﷺ
3. Miracles/Mu'jizaat of the prophets
4. Hadrat Abu Bakr
5. Hadrat 'Umar
6. Prophet Aadam
7. Prophet Nuh
8. Prophet Ibraaheem

ISLAMIC HISTORY SYLLABUS



GRADE 11

1. Schematic Summary - Prophet Muhammad ﷺ
2. Summary of Seerah of Prophet Muhammad ﷺ
3. Miracles/ Mu'jizaat of Prophet Muhammad ﷺ
4. Ummahaatul Mumineen - Sayyidah Zaynab bint Jahsh, Sayyidah Juwairiyah bint Al-Harith, Sayyidah Umm Habibah bint Abi Sufyaan, Sayyidah Safiyah bint Huyay, Hadrat Bilaal, Madh-hab - Imaam Maalik (RA), Saints- Hadrat Sufi Sahib (RA), Shaykh Abdul Qadir Jilaani (RA)
5. Ummayyad Dynasty
6. Abbasid Dynasty

GRADE 9

1. Schematic Summary - Prophet Muhammad ﷺ
2. Summary of Seerah of Prophet Muhammad ﷺ
3. Miracles/ Mu'jizaat of Prophet Muhammad ﷺ
4. Ummahaatul Mumineen - Sayyidah Aishah bint Abu Bakr, Sayyidah Hafsa bint Umar Al Khattab
5. Summary - Daughters of Prophet Muhammad ﷺ - Sayyidah Zaynab, Sayyidah Ruqayyah
6. Grandsons of Prophet Muhammad ﷺ - Hadrat Hasan, Hadrat Husayn
7. Madh- hab - Shafi'ee
8. Hadith - Imaam Bukhari
9. Saints - Raabi'ah Basriyyah
10. Auspicious Occasions - Muharram

GRADE 8

1. Schematic Summary - Prophet Muhammad ﷺ
2. Summary of Seerah of Prophet Muhammad ﷺ
3. Miracles/ Mu'jizaat of the Prophets
4. Farewell Sermon
5. Ummahaatul Mumineen - Sayyidah Khadijah bint Khuwaylid, Sayyidah Saudah bint Zamah, Madh-hab- Hanafee
6. Prophet Ibraaheem
7. Auspicious Occasions - Al Ud-hiyyah

GRADE 10

1. Schematic Summary - Prophet Muhammad ﷺ
2. Summary of Seerah of Prophet Muhammad ﷺ
3. Miracles/ Mu'jizaat of Prophet Muhammad ﷺ
4. Daughters of Prophet Muhammad ﷺ - Sayyidah Umm Khulthum, Sayyidah Faatimah
5. Madh- hab - Hambalee (RA), Hadith- Imaam Muslim (RA), Saints - Shah Waliullah(RA)
6. Auspicious Occasions- Laylatul Qadr / Hajj
7. Muslim Contribution to Science

GRADE 12

1. Schematic Summary- Prophet Muhammad ﷺ
2. Summary of Seerah of Prophet Muhammad ﷺ
3. Miracles/ Mu'jizaat of the Prophet Muhammad ﷺ
4. Ummahaatul Mumineen - Sayyidah Maymunah bint Al-Harith, Sayyidah Maria bint Shamoon Al-Qibtiyyah
5. Hadrat Khaalid bin Waleed
6. Tariq bin Ziyad

Syllabus Gr 8-12

Fiqh & Islamic Teachings

الفقه والتعليم الاسلامي



Islamic Educational Organisation
of Southern Africa

TAHAARAH



TAHAARAH MEANS TO BE CLEAN.

Islam is very particular about cleanliness. Islam teaches us not only to keep our body and clothes clean at all times, but our surroundings like our homes, the madrasah and the streets must also be kept clean.



Allah ﷻ tells us in the Noble Qur'aan that He loves those who keep themselves clean.

Prophet Muhammad ﷺ is also reported to have said:-

"Cleanliness is Part of Faith (Imaan)."
[Muslim]



Islamic Manners

تهذيب



Islamic Educational Organisation
of Southern Africa

Islam shows us the right way to live and do things.
Therefore in Tahdhib we are going to learn:

a) how to be a
good Muslim,



for example, performing
our Salaah from
the time we are little.

b) how to have
good habits,



for example, waiting patiently
without grabbing or pulling
things out of anyone's hand.

c) how to have
good behaviour,



for example, removing dirt from
the path, Maa shaa' Allah!

d) how to do
good deeds,

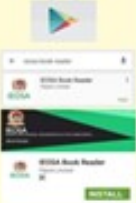











for example, thinking of, and
helping others, Maa shaa' Allah!




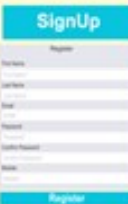










Android Download of the IEOSA Publications

www.ieosa.org.za - For More Information, Contact Our IEOSA Office On: Tel: +27 31 301 9744 Email: info@ieosa.org.za / support@ieosa.org.za

Step 1: Open Google Play Store On Your Android Device And In The Search Bar, Type "IEOSA Book Reader." Once Located, Click On The Application To Enter It.		Step 2: Click "Install" To Download The Application. Once Installed, Click "Open" To Enter The Application.		Step 3: To Register For An Account, Click "Register" At The Bottom Of The Screen. Fill In The Required Information And Then Click "Register"	
Step 4: Click On "Store" To Purchase A Book.		Step 5: Select The Book You Would Like To Purchase By Clicking on the Price Below The Book. Then Scroll To The Right Of The Screen And To Cart"		Step 6: Scroll To The Right Of The Screen And Click "Proceed To Checkout." Then Scroll To The Right Of The Screen Again And Click "Continue." Scroll To The Right Of The Screen Again And Click "Place Order"	
Step 7: Click "Add To Cart", Then Click "Proceed To Checkout", Click "Continue" And Finally Click "Place Order." You Will Then Be Redirected To The WorldPay Page		Step 8: Click "Add To Cart", Then Click "Proceed To Checkout", Click "Continue" And Finally Click "Place Order." You Will Then Be Redirected To The WorldPay Page		Step 9: Click The Refresh Button On The Top Left Hand Corner. The Book You Have Purchased Should Now Show With The Download Button Available Below The Book. Click The "Download Button"	
Step 10: Click "View" Below The Book And Let The Learning Begin.		from Step 1 to Step 6 (exclude Step 7 & 8) then continue with Step 9 & 10)			

APPLE Download of the IEOSA Publications

Step 1: Open The App Store On Your Apple Device. In The Search Bar Located At The Top Right Hand Corner, Type In "ieosa" And Press Search		Step 2: Click On "Get" Next To The IEOSA Reader App, Then "Install" And Finally "Open"		Step 3: Once Open, Click On The Menu Button (3 Horizontal Lines) Located At The Top Right Hand Corner Of The Screen, And Then Click Login	
Step 4: To Register For An Account, Click "SignUp" Enter The Required Details And Click "Register."		Step 5: To Purchase A Book, Open Google In The Safari App, Search "IEOSA - Flipick" And Open The Web Page		Step 6: Click "Login" At The Top Right Hand Corner Of The Page And Enter In Your Email Address And Password, Then Click "Login"	
Step 7: Now Select The "Arabic" Located Just Below The IEOSA Logo. Select The Book You Would Like To Purchase By Clicking On The Price Below The Book.		Step 8: Click "Add To Cart", Then Click "Proceed To Checkout", Click "Continue" And Finally Click "Place Order." You Will Then Be Redirected To The WorldPay Page		Step 9: Select Your Payment Method, Enter In Your Card Details And Click "Make Payment" at The Bottom. Now Click "Continue"	
Step 10: Once Payment Is Complete, You Can Go Back To The IEOSA Reader App. Click The Refresh Button On The Top Right Hand Corner		Step 11: You Will See That The Book You Have Just Purchased Now Has A Download Button Below It, Click The "Download" button And Wait For The Book To Download		Step 12: Click "View" Below The Book And Let The Learning Begin.	

Note: For Free books (0.0 Amount) follow all steps ie. from Step 1 to Step 8 (exclude Steps 9 & 10) then continue with Steps 11 & 12)

What services does IEOSA provide?

FREE MADRASAH CURRICULUM

FREE

**SAMPLE
LESSONS**

FREE

**SCHEMES
OF WORK**

FREE

**POWER-
POINT
LESSONS**

FREE

**EMAIL &
TELEPHONE
SUPPORT**

FREE

**REVISION
& EXAM
PAPERS**

BONUS

FREE
**eBOOKS
DOWNLOAD**

Free Syllabus

QAA'IDAH & QUR'AAN SYLLABUS



GRADE 1

Fat-hah single letters,
Fat-hah joined form,
Kasrah,
Dhammah,
Sukoon

GRADE 2

Tanween,
Aslees,
Shaddah,
Madds,
Stops,
Qalqalah &
Para 1.

GRADE 3

Continuation of:
Para 1 - Para 3
Rules:
Noon &
Meem Mushaddad.

GRADE 4

Continuation of:
Para 4 - Para 7
Rules:
Noon &
Meem Mushaddad

GRADE 5

Para 8 - Para 11.
Rules:
Noon Saakin &
Tanween Laws.

GRADE 6

Para 12 - 19
Rules:
Noon Saakin
& Tanween Laws.

GRADE 7

Para 20 - 30
Rules:
Noon Saakin
Meem Saakin Laws
& Madds.

**Free
Schemes
of work,**

ISLAMIC EDUCATIONAL ORGANISATION OF SOUTHERN AFRICA

MADRASAH SCHEMES OF WORK

TERM: FIRST

SUBJECT: URDU

YEAR:

SECTION: BOOK 1

GRADE: 3

TOPIC	WEEKS
Classification & Orientation	WEEK 1
Alphabet: Pages 1, 2, / 3, 4,	WEEK 2
Pages 5, 6, / 7, 8,	WEEK 3
Pages 9,10, / 11, 12	WEEK 4
Words / Phrases / Sentences:	
Pages 13,14 / 15,16	WEEK 5
Pages 17,18 / 19, 20	WEEK 6
NB: TEST - Page 21 - پڑھو کرو	WEEK 7
Pages 22, 23, 24.	
Pages 25, 26, / 27 / 28,	WEEK 8
Pages 29, 30, / 31, 32	WEEK 9
NB: TEST - P32/33 - پڑھو کرو	
Pages 34, 35, / 36 – TEST on Numbers گنتی	WEEK 10
Revision of all work (P1-36) - PREP. - Written Test	WEEK 11
Educator to prepare as per Pages 21, 33, 36	WEEK 12
Please ensure Homework is done after every lesson	
LEARNERS MUST KNOW THEIR WORK FROM (Pg1-36)	
Du'aa to be taught to learners – Page 50	

Free Sample Lessons plans

TOPIC – MODEL LESSON 1

TOPIC:

ALPHABET

BOOK 1

OBJECTIVES:

1. To recognise the Urdu letters.
2. To pronounce the Urdu sounds correctly.
3. To form Urdu words orally.
4. To understand the meaning of the words.

TEACHING RESOURCES : Charts, pictures and flashcards.

CONTENT: Urdu letters of the Alphabet

METHOD

- 1) Write a big bold alif ا on the board. Tell the learners:

a) بچہ سب بولو ا

b) بچہ یہ ا ہے

Ask learners to repeat a few times.

- 2) Ask learners to give examples of words beginning with ا
- 3) Acknowledge and praise the learners by saying بہت خوب
- 4) Ask pupils to repeat examples given in the text book.
- 5) Write the example given in the text on the board and drill eg. ا اللہ

P.S. By writing on the board, learners are able to observe the formation of letters (which they will do at home as homework). Then follow the same procedure (as above) for the rest of the letters.

CONCLUSION

Test learners individually at random.

PUPIL ACTIVITY

Learners to collect pictures of words beginning with letters discussed for the day.

Learners to write the entire lesson for the day, at home and stick pictures wherever possible.

Methodology of teaching HIFZ

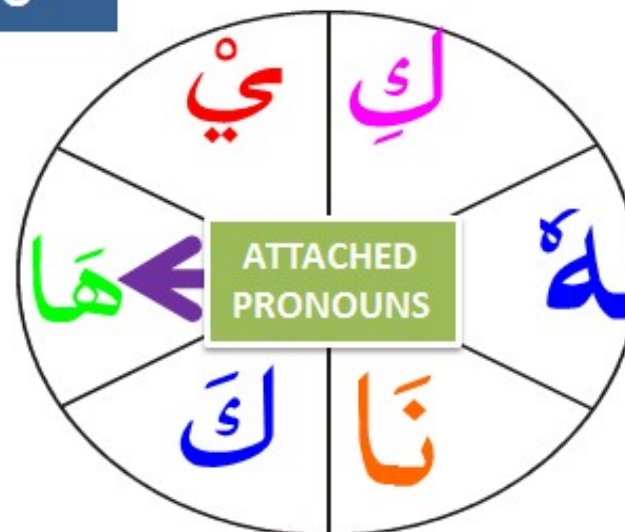
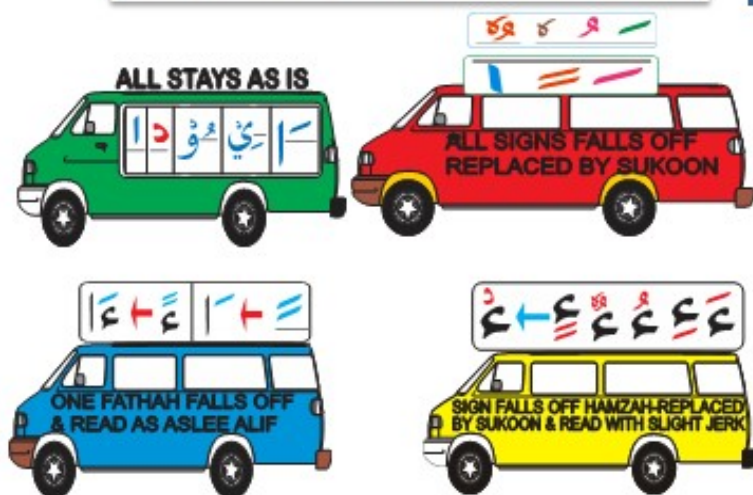


HIJRAH



Free Sample Powerpoint lessons

How to stop at words.



Free Examination papers

Sample Islamic History

ISLAMIC EDUCATIONAL ORGANISATION OF SOUTHERN AFRICA FINAL EXAMINATION – ISLAMIC HISTORY

GRADE : FOUR

TOTAL : 30

NAME : _____

SURNAME : _____

MADRASAH : _____

TIME : 1 HOUR

INSTRUCTION TO LEARNERS

1. Read the questions carefully.
2. Answer all questions.
3. Space has been provided for your answers.
4. There are 3 pages to this question paper.

SECTION A

MATCH COLUMN A WITH COLUMN B. WRITE ONLY THE NUMBERS IN THE BLOCKS BELOW

COLUMN A	A	B	C	D	E
COLUMN B					

COLUMN A	COLUMN B
A. Ahad! Ahad!	1. Angel Jibraa'eel
B. Buraaq	2. Al Abwaa
C. Iqraa	3. Hadrat Bilaal
D. Sayyidah Aaminah	4. Abyssinia
E. Najjaashi	5. Israa

[5]

SECTION B

ANSWER THE FOLLOWING QUESTIONS

1. Prophet Muhammad was helpful to Sayyidah Halimah .
How can you help your parents and teachers?

[2]

Madrasah report

Respected Mu'allim / Mu'allimah
 This is to inform you that I have received and read the Mid Year / Year End Examination Report of my Child/ward
 in Grade _____ of Madrasah _____ and I assure you of my full co-operation, Inshaa'Allah.
 Yours in Islam _____

السلام عليكم

GUARDIAN/PARENT'S SIGNATURE

Please detach & return

GENERAL REMARKS

PUNCTUALITY :

CONDUCT :

DRESS/APPEARANCE :

MU'ALLIM / MU'ALLIMAH :

CO-ORDINATOR/PRINCIPAL :

MADRASAH RE-OPENS ON :

NO. OF DAYS ABSENT	RESULT
<input type="text"/>	<input type="text"/>

MADRASAH : المدرسة

NAME : الاسم

GRADE : ROLL:

TERM ENDING :

SUBJECT المادة	MAX MARKS	PUPIL'S MARK	REMARKS
QUR'AAN/ TA' LEEMUL QIRAA'AH القرآن الكريم تعليم القراءة			
HIFZ التحفيظ			
PRACTICALS الفقه العملي			
TAHDHIB التهذيب			
ISLAMIC HISTORY التاريخ			
FIQH الفقه			
ARABIC اللغة العربية			
URDU اللغة الاردوية			
TOTAL المجموع			
PERCENTAGE الجزء			

**** ISSUED WITHOUT ALTERATION ****

Affiliate Madaaris



AFFILIATE MADAARIS

AVOCA

Al-Nizamia

BLOEMFONTEIN

Bloemfontein Madrasah

CHATSWORTH

Al-Ameen
Havenside
Iqbalia
Masjid-e-Khalid
Rahmania
Westcliff Musjid
Woodhurst

CLAIRWOOD

BCFI Ahle Sunnah
South Coast Madrasah

DURBAN CENTRAL

Al-Azhar School of Durban
Anjuman Primary School

DURBAN NORTH

Riverside Soofie Darbaar

KENVILLE

HSBP Institute of Learning

OVERPORT

Al-Ameen Qur'aan Institute
Clayton Primary
Mariam Bee Sultan
Overport Primary
S M Jhavary

PARLOCK

Crescent Girls' High School
Parlock Madrasah

PIET RETIEF

Piet Retief Madrasah

PIETERMARITZBURG

Greater Edendale
Muslim Society (GEMS)

1. Luthando
2. Yenzokuhle
3. Siphesihle
4. Sombongangani
5. Sakhisizwe
6. Sakhisizwe 2
7. Azasiphe

PHOENIX

Al-Ameen
Al-Qadri
Foresthaven
Ghousia 1
Ghousia 2
Madrasah Ayesha
Rydalvale
Sulaimania
Woodview
Zara Academy
Zia-ul-uloom

PORT ELIZABETH

Nizamiye – Al-Azhar Institute

QUEENSBURGH

Queensburgh Islamic Society

SHALLCROSS

Savanah Park

SHERWOOD

Al - Habeeb
Habibiya Soofie Bhaijaan

STANGER

Masjid Munawwar
Stanger Manor

VERULAM

HAZELMERE
AASTANA-E-S.G.RASOOL
Samnaniya

WESTVILLE

Al-Kauthar

UNITED KINGDOM

Muslim School Oadby

MADRASAH EDUCATION



Conducting of Bi-annual Examinations



**- IEOSA –
2yr
Madrasah
Teacher
Training
Course**



Innovative teaching methodologies FOR MADRASAH/MAKTAB EDUCATION



- IEOSA - KINDERGARTEN SYLLABUS

NURSERY/READINESS

INTELLECTUAL

Numeracy-Number of Rak'aats, Sequencing-1st/2nd rak'aat



HEALTH \ FIQH \ TAHDHIB

Tahaarah-wudu
Tawhid - pray to Allah only
Punctuality - Salaah on time

GEOGRAPHY

Location - Qiblah
-Direction of K'abah-



EMOTIONAL

To build trust in Allah-
improving confidence

SOCIAL

Brotherhood -
standing shoulder
to shoulder



PHYSICAL

Development of large
& fine muscles through
different postures of Salaah



LITERACY\QAIDAH

Learning of Arabic letters
using phonic method-leads
to Recitation

HIFZ

Memorisation &
Recitation
of Surahs in Salaah



KINDERGARTEN TEACHER TRAINING



Workshops – Locally and Internationally



IEOSA Workshop held at Muslim School Oadby Madrasah - Leicester



Qari A.Y.Lockhat together with Brother Zubeir Hassam



**Register for 2017/2018
ONLINE Teacher Training Course
commencing in November 2017.**

**Final workshop in
UK – March/April 2018!**

**Register online:
www.ieosa.com
info@ieosa.org.za
+27 31 3019744**



**IEOSA
ONLINE
FORM**
(Image may
differ from
Online form)

IEOSA FREE ONLINE TEACHER TRAINING PROGRAM

Name: _____ Surname: _____

Country/Area: _____

Are you a Madrasah/School Teacher? YES NO

Teaching : _____

Madrasah / School Address: _____

Year/Age group of learners: _____

Contact information: _____

Email: _____ Tel: _____

Suggestion for course content: _____

Suggestions for Day and time for the course: _____

*****The Teacher Training course will be conducted on one day per month commencing
from November 2017 to February 2018.**

(4 sessions – FREE) based on the IEOSA Madrasah System.